

परमाणु ऊर्जा शिक्षण संस्था

Atomic Energy Education Society

WORKSHEET-1



CLASS: I

SUB: MATHEMATICS

Name: _____ Sec: _____ Roll No: _____

1. SHAPES AND SPACE



1. Tick (✓) the bear inside the tent.



2. Tick (✓) the bigger.




3. Tick (✓) the bigger.





4. Tick (✓) the smaller.



5. Tick the (✓) the smallest tree.




6. Tick (✓) the biggest animal.






7. Tick (✓) the bird nearer to home.




8. Tick (✓) the dog farther from the tree




9. Tick (✓) the tree nearest to the bird




10. Tick (✓) the puppy farthest from the house.



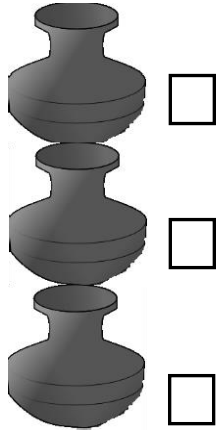
11. Tick (✓) the cat above the table.




12. Tick (✓) the girl at the bottom.



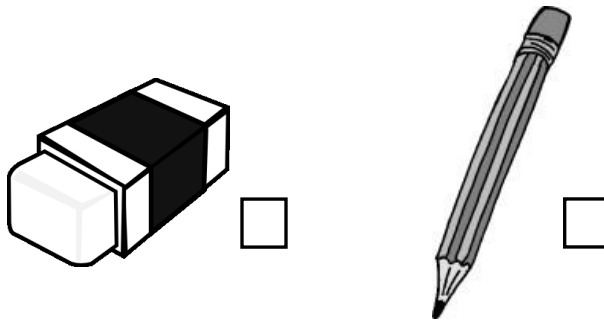
13. Tick (✓) the pot on the top.



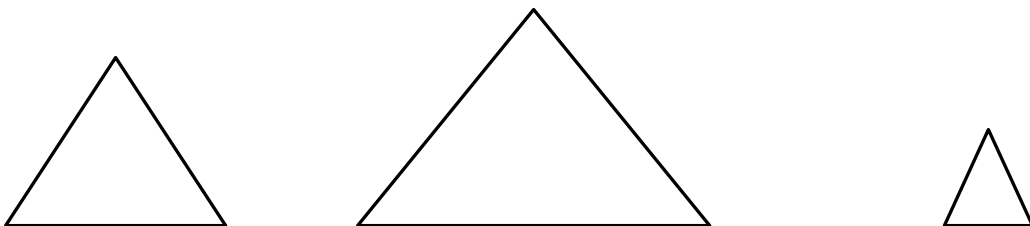
14. Tick (✓) the shape that will roll.







15. Tick (✓) the shape that will slide.

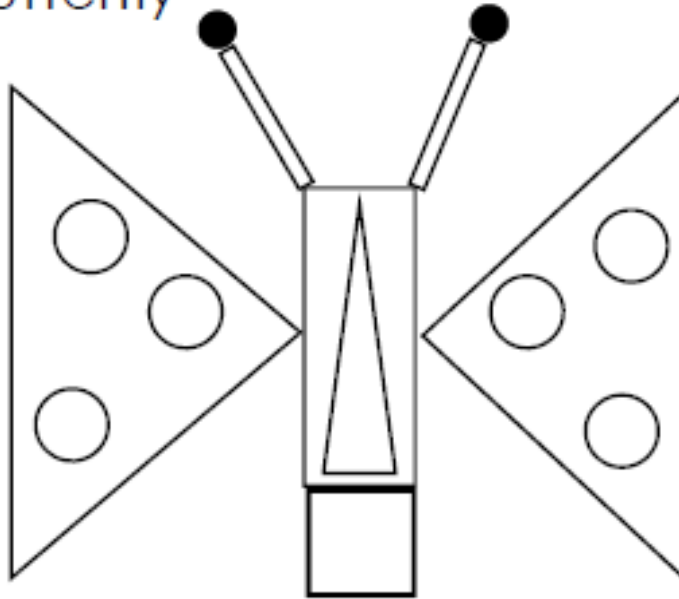


16. Colour the smallest shape.

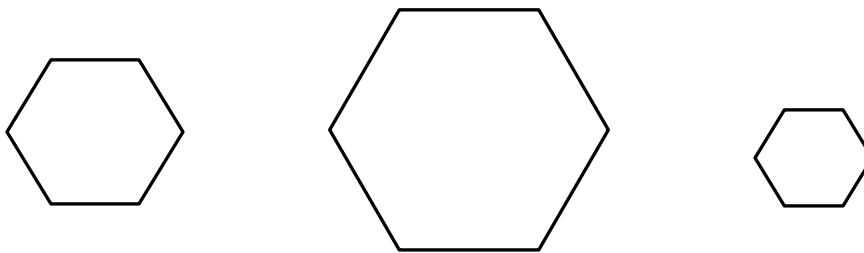


17. Colour  green,  red,  yellow and  pink.

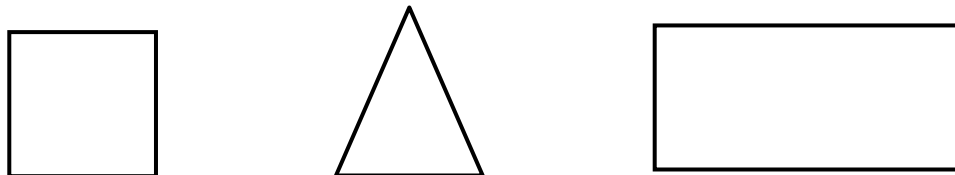
My Butterfly



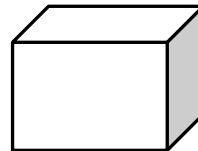


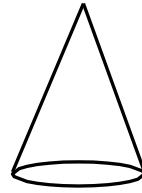
18. Colour the biggest shape.




19. Colour the triangle.



20. Match the similar shapes by drawing a line.



21) Colour  Green  Yellow  Red  Blue



THE END